

Technical Specifications


MALLEE BENCH



The Mallee Bench is a classic piece of park furniture that can be loved and enjoyed for longer now that it is made from composite recycled plastic with galvanised steel fixings.

The Mallee Bench is part of the Envire range of park furniture that is used throughout Australia, because it is

- Durable and long lasting
- Tolerant of extreme climates, particularly wet or saline conditions
- Resistant to rot, termites and other pests
- UV resistant, does not fade or crack
- Flat packed to reduce freight costs
- Easy to assemble with clear instructions



OPTIONS

- SEAT250 Mallee Bench 2400mm
- SEAT270 Mallee Bench with arms 2400mm
- SEAT251 Mallee Bench 1800mm
- SEAT256 Mallee Bench with arms 1800mm

Frame: Galvanised steel

Installation Options: Bolt down or In Ground

COLOUR OPTIONS

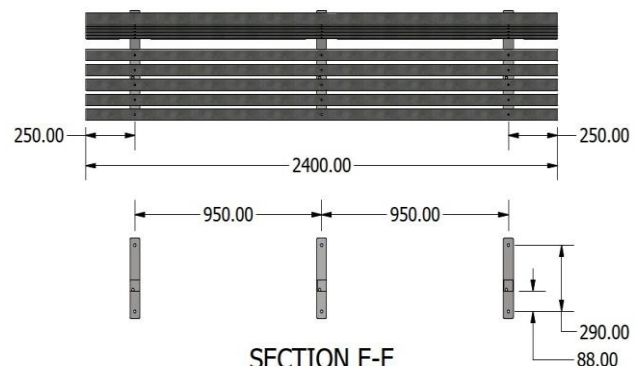
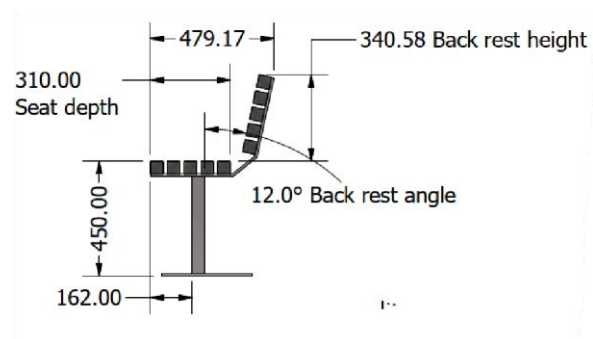


Charcoal

Rich Earth Brown

More information and furniture ideas visit:

<http://www.integratedrecycling.com.au/outdoor-furniture/>



Integrated Recycling's (IR) patented composite recycled plastic is manufactured in Australia from recovered agricultural plastic films and other recycled plastics combined with organic fibre. Integrated Recycling gives plastics a second life so that waste no longer means landfill. By purchasing the Envire range you are truly recycling.